

2021 STATISTICS



38 clients participated in Your Experience Survey

2021 SUMMARY

- 669 virtual appointments were made
- 224 virtual clients served
- 115 in-person clients served from Jul-Nov
- 12 States + Mexico, France
- 87 Towns/Cities
- 32 Counties
- 41 Practitioner Volunteers
- 45 Modalities
- 407 or 60% took the survey
- 59 yrs old is the average age (24 youngest/97 oldest)

March 22-26, 2021

53 clients
20 practitioners
34 clients participated in Your Experience Survey

April 26-30, 2021

58 clients
23 practitioners
31 clients participated in Your Experience Survey

May 24-28, 2021

50 clients
21 practitioners
26 clients participated in Your Experience Survey

June 28 - July 2, 2021

40 clients
16 Practitioners
30 Clients participated in the anonymous survey

July 20 - DAY

34 clients
11 practitioners

July 26-30 - Week

34 clients
15 practitioners
46 Clients participated in the anonymous survey

Aug 17 - DAY

16 clients
5 practitioners

August 23-27 - WEEK

37 clients
13 practitioners
30 Clients participated in the anonymous survey
TOTAL CLIENTS = 53

Sep 21 - DAY

16 clients
6 practitioners

Sep 26-Oct 1 - WEEK

45 clients
17 practitioners
35 Clients participated in the anonymous survey
TOTAL CLIENTS = 61

October 19 - DAY

30 clients
10 practitioners

October 25-29 - WEEK

51 clients
23 practitioners
59 Clients participated in the anonymous survey
TOTAL CLIENTS = 81

November 16 - DAY

19 clients
7 practitioners

November 22-27 - WEEK

34 clients
16 practitioners
29 Clients participated in the anonymous survey
TOTAL CLIENTS = 53

December 27 - 31 - WEEK

(No healthcare day this month)
34 Clients
14 Practitioners
14 Clients participated in the anonymous survey
TOTAL CLIENTS = 34

2021 STATISTICS

HEALTHCARE

DAY/WEEK by Month

January 25-29, 2021

63 clients
22 practitioners
32 clients participated in Your Experience Survey

February 22-26, 2021

55 clients
20 practitioners

2021 STATISTICS



Where our clients were from:

States	
1	Arizona
2	California
3	Colorado
4	Connecticut
5	Florida
6	Hawaii
7	Kansas
8	Maine
9	Massachusetts
10	Missouri
11	New York
12	Pennsylvania

1. Mexico
2. France

Counties	
1	Albany
2	Allegheny
3	Asentamiento
4	Bronx
5	Columbia
6	Delaware
7	Douglas
8	Dutchess
9	Essex
10	Fips
11	Greene
12	Hawaii
13	Kings
14	Leon
15	Maui
16	Nassau
17	New Haven
18	New York
19	Orange
20	Palm Beach
21	Pima
22	Rensselaer
23	Rockland
24	Sacramento
25	Sagadahoc
26	San Diego
27	Sherman
28	Suffolk
29	Sullivan
30	Ulster
31	Wayne
32	Westchester

Zip Codes
10011
10012
10014
10032
10463
10552
10605
10940
10952
10960
11050

11772
11787
12180
12184
12208
12401
12402
12404
12409
12411
12412
12413
12419
12428
12440
12443
12446
12448
12451
12457
12458
12461
12463
12464
12466
12471
12472
12475
12477
12481
12483
12484
12486
12487
12491
12494
12495
12497
12498
12508
12523
12524
12525
12528
12534
12540
12542

12550
12561
12562
12566
12571
12572
12581
12583
12591
12601
12603
12725
12726
12732
12747
12754
12779
12936
13752
15217
24424
32301
33435
63957
67735
80129
85755
92114
95757
96713
96750
96755
01230
04530
06460
12547

2021 STATISTICS



Town/State					
		30	Hurleyville, NY	60	Port Washington, NY
1	Accord, NY	31	Kapaau, HI	61	Poughkeepsie, NY
2	Albany, NY	32	Kealakekua, HI	62	Red Hook, NY
3	Bath, ME	33	Kerhonkson, NY	63	Rhinebeck, NY
4	Beacon, NY	34	Kingston, NY	64	Rifton, NY
5	Bearsville, NY	35	Lagrangeville	65	Rosendale, NY
6	Bloomington, NY	36	Lake Hill, NY	66	Ruby, NY
7	Boiceville, NY	37	Leeds, NY	67	San Diego, CA
8	Boynton Beach, FL	38	Liberty, NY	68	Saugerties, NY
9	Bronx, NY	39	Littleton, CO	69	Shokan, NY
10	Brooklyn, NY	40	López Portillo, Mexico	70	Smithtown, NY
11	Cairo, NY	41	Manhattan NY	71	South Fallsburg, NY
12	Claryville, NY	42	Marlboro, NY	72	Spring Glen, NY
13	Cochecton, NY	43	Milford, CT	73	Stanfordville, NY
14	Cottkill, NY	44	Milton, NY	74	Stone Ridge, NY
15	Delancey, NY	45	Monsey, NY	75	Tallahassee, FL
16	Eldred	46	Mount Tremper, NY	76	Tillson, NY
17	Elizaville, NY	47	Mount Vernon	77	Tivoli, NY
18	Elk Grove CA	48	Napanoch, NY	78	Troy, NY
19	Ellenville, NY	49	New Paltz, NY	79	Tucson, AZ
20	Essex, NY	50	Newburgh, NY	80	Ulster Park, NY
21	Fishkill, NY	51	Nyack, NY	81	Valatie, NY
22	Gardiner, NY	52	Olivebridge, NY	82	Washington Heights NY
23	Goodland, KS	53	Palenville, NY	83	West Hurley, NY
24	Great Barrington MA	54	Patchogue, NY	84	West Shokan, NY
25	Hana, HI	55	Phoenicia, NY	85	White Plains, NY
26	High Falls, NY	56	Piedmont, MO	86	Willow, NY
27	Highland, NY	57	Pine Bush NY	87	Woodstock, NY
28	Hudson, NY	58	Pittsburgh, PA		
29	Hurley, NY	59	Port Ewen, NY		

2021 STATISTICS



MODALITIES	
1	Acupuncture, Diane Silverberg, LAC
2	Alexander Technique with Elizabeth Castagna ATI
3	Ancestral Systemic Constellations – Call your spirit back, Jadina Lillian
4	Astrology Consultations with Kris Journey
5	Astrology/Tarot Readings with Pete Crotty
6	Ayurveda Wellness Consultations with Ami Jayaprada Hirschstein
7	Biodynamic Shamanistic Healing for this time of social distancing with Sigrid D’Aleo BCST
8	Brennan Healing Science with Carolyn Hansen
9	Brennan Healing Science with Lauren Schaub Molino
10	Chakra Clearings to Re-balance Energies with Suzanne Bottigliero
11	Consciousness Shifting with Sharon Lococo
12	Couples Therapy with Helen Newman
13	Energy Kinesiology with Heather Fox
14	Gentle Yoga and Mindfulness Class with Linda Sparrowe
15	Healing Your Money Story, Joanna Leffeld
16	Holistic Optometry - Vision Therapy Sessions with Dr. Jerry Wintrob
17	Homeopathic Inquiry with Katy Bray
18	Hypnotherapy for Stress Reduction or COVID-19 clearing with Maureen Smith
19	Life Coaching with Karin Reynolds
20	Life, Resilience and Wellness Coaching with Vicki Kramer Nathan
21	Lightfield
22	Marma Therapy with Ami Jayaprada Hirschstein
23	Medical Massage, John Ellsworth
24	MediSounds® with Shulamit Elson
25	Nutrition Consultation with Sequoia Kristal
26	One Light Healing Touch with Deb DiPietro
27	Ortho-Bionomy, AuraLuminance Technique with Samuel Claiborne
28	Psycho-Spiritual Counseling and Coaching with George Jacobs
29	Reconnective Healing with Rob Norris
30	Reflexology with Suzanne Bottigliero
31	Reiki with Larry Balestra
32	Resonance: An exploration of a symptom or state of mind with Katy Bray
33	Rubinfeld Synergy® with Judy Swallow
34	Shamanic Reiki with Alannah Henneberry
35	Shamanic Reiki with Amy Tripi
36	Soul Listening, Kate Loye
37	Spacious Heart Guidance with Wendy Wolosoff Hayes
38	Spiritual Counseling: Guided Self-Inquiry with Donna Cohen
39	Thai Massage or “Thai yoga massage,” with Diane Seiler
40	The Emotion Code with Cornelia Wathen

2021 STATISTICS



41	Transformational Coaching with Anna Schlosser RN
42	Transpersonal Healing Bodywork, Drew Minter
43	Trauma-Informed Psychological Counseling; Creating a Safe Space to Heal with Peri L. Rainbow
44	Voice Journey® with Stephanie Rooker
45	Zoom Sing Along Class, Pete Crotty

PRACTITIONERS	
1	Alannah Henneberry
2	Ami Jayaprada Hirschstein
3	Amy Tripi
4	Anna Schlosser RN
5	Carolyn Hansen
6	Cornelia Wathen
7	Deb DiPietro
8	Diana Seiler
9	Diane Silverberg, LAC
10	Donna Nisha Cohen
11	Drew Minter
12	Elizabeth Castagna ATI
13	George Jacobs
14	Heather Fox
15	Helen Newman PhD, RPP
16	Jadina Lilien
17	Jerry Wintrob MA, OD
18	Joanna Leffeld
19	John Ellsworth
20	Judy Swallow

21	Karin Reynolds
22	Kate Loye
23	Katy Bray
24	Kris Journey
25	Larry Balestra
26	Lauren Schaub Molino
27	Lightfield Foundation
28	Linda Sparrowe
29	Maureen Smith
30	Peri L. Rainbow
31	Pete Crotty
32	Rob Norris
33	Samuel Claiborne
34	Sequoia Kristal
35	Sharon Lococo
36	Shulamit Elson
37	Sigrid D'Aleo BCST
38	Stephanie Rooker
39	Suzanne Bottigliero
40	Vicki Kramer Nathan
41	Wendy Wolosoff-Hayes

2021 STATISTICS



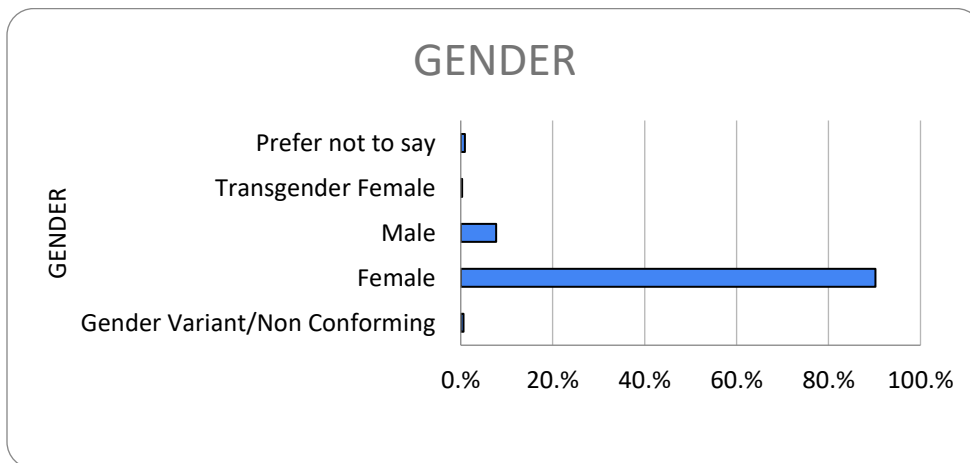
DID NOT PARTICIPATE IN 2021
Amy McTear
Bob Lesnow
Chana Lunior
Elizabeth Gross
Ellen Farrell

Greg Madden
Jazmine Russell
Jesse Scherer LMT
Jessica Robie
Jude Smith
Ken Harris

Lori Gross LMT
Mark Jordan
Nancy Plumer
Nurit Nardi MA, LMT, RCST
Rebecca Steele

Percentages are based on 308 survey entries from clients

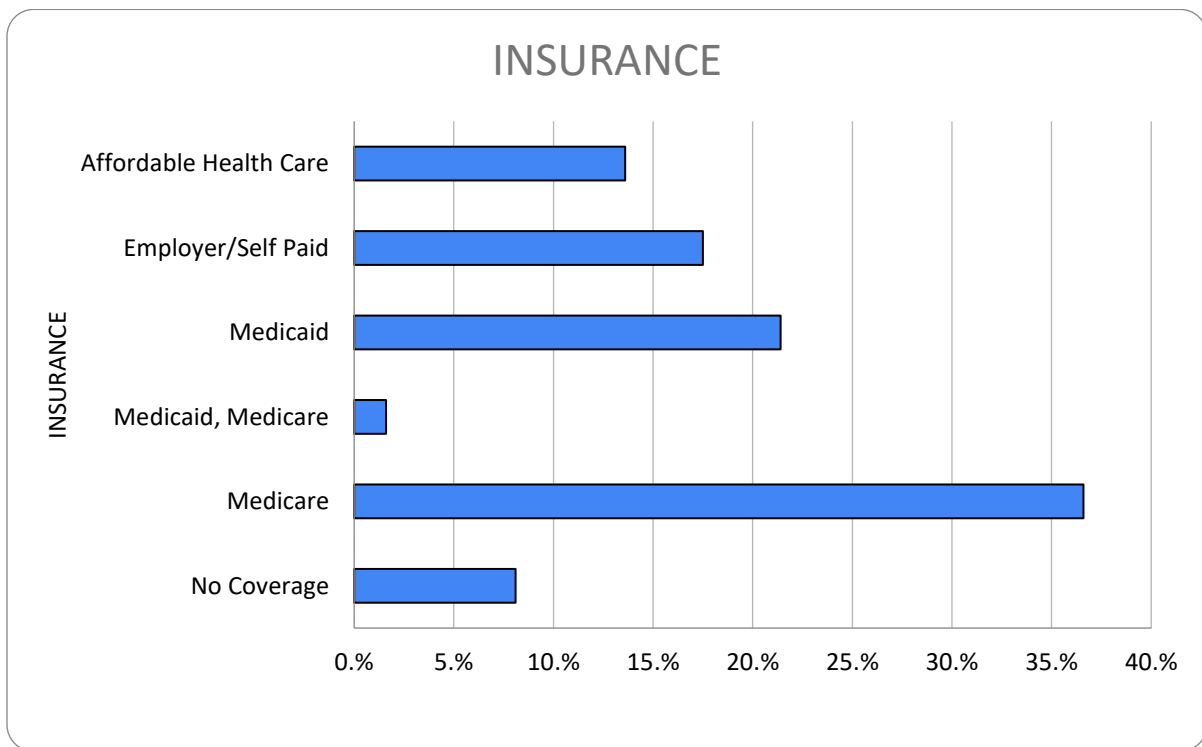
GENDER		
3	Prefer not to say	0.90%
1	Transgender Female	0.30%
24	Male	7.70%
278	Female	90.20%
2	Gender Variant/Non Conforming	0.60%



2021 STATISTICS



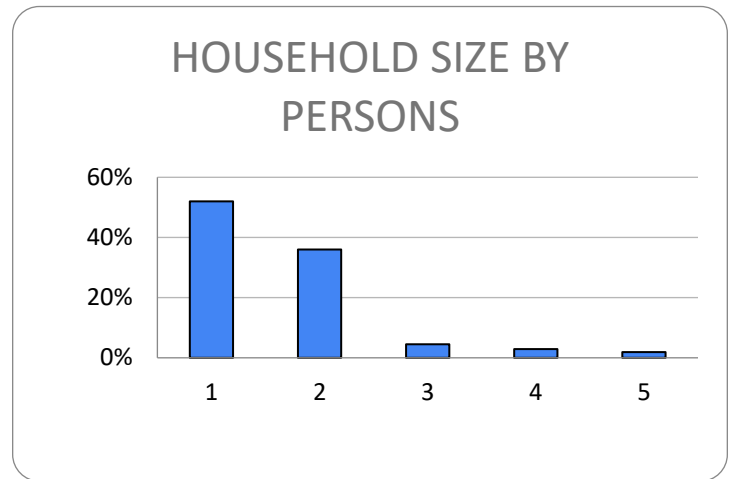
INSURANCE COVERAGE		
42	Affordable Health Care	13.60%
54	Employer/Self Paid	17.50%
66	Medicaid	21.40%
5	Medicaid, Medicare	1.60%
113	Medicare	36.60%
25	No Coverage	8.10%



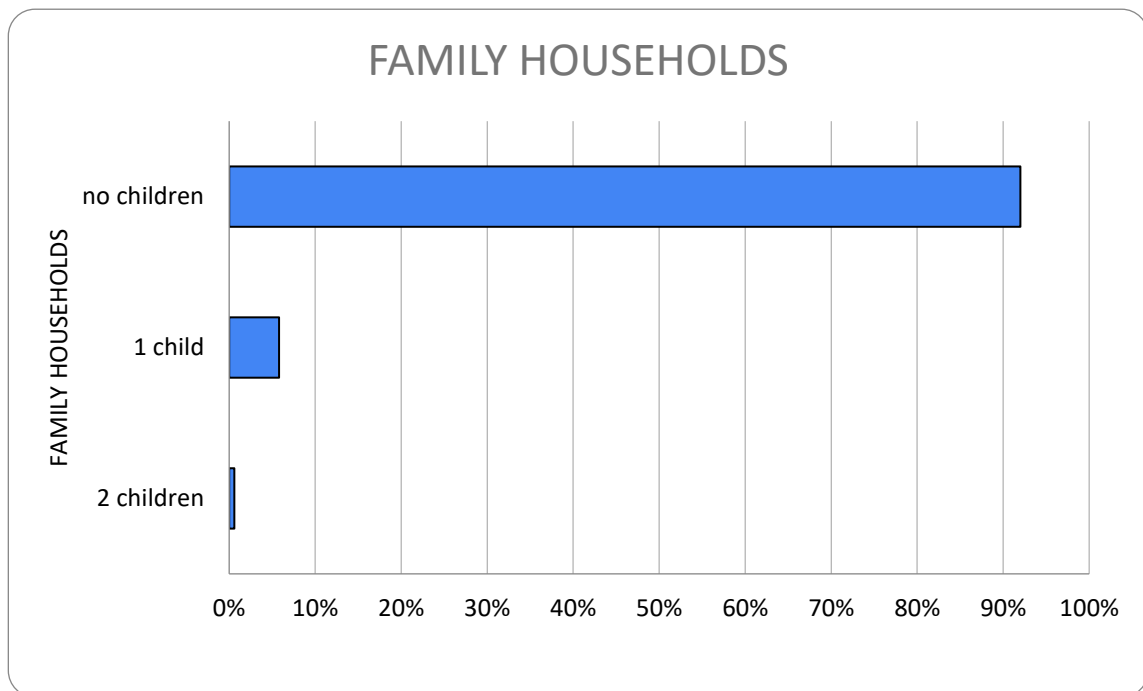
2021 STATISTICS



HOUSEHOLDS		
163	1 person household	52%
111	2	36%
14	3	4.50%
9	4	2.90%
6	5	1.90%



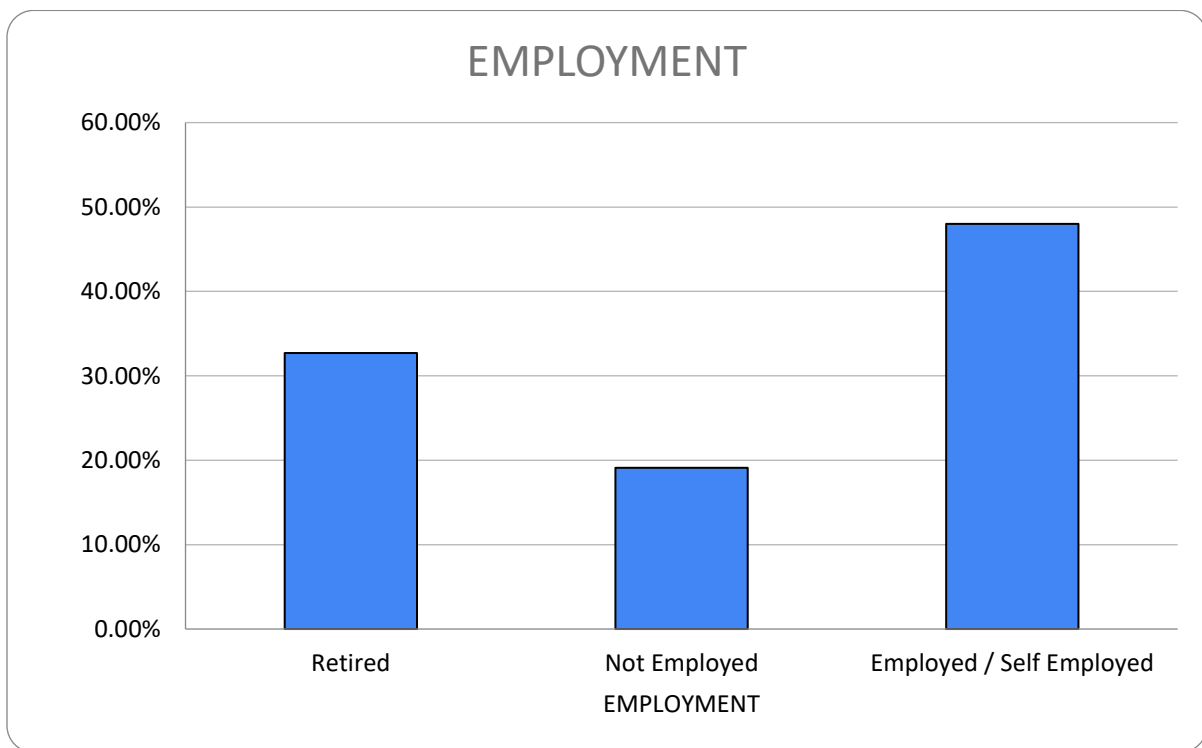
FAMILY HOUSEHOLDS		
285	no children	92%
18	1 child	5.80%
2	2 children	0.60%



2021 STATISTICS



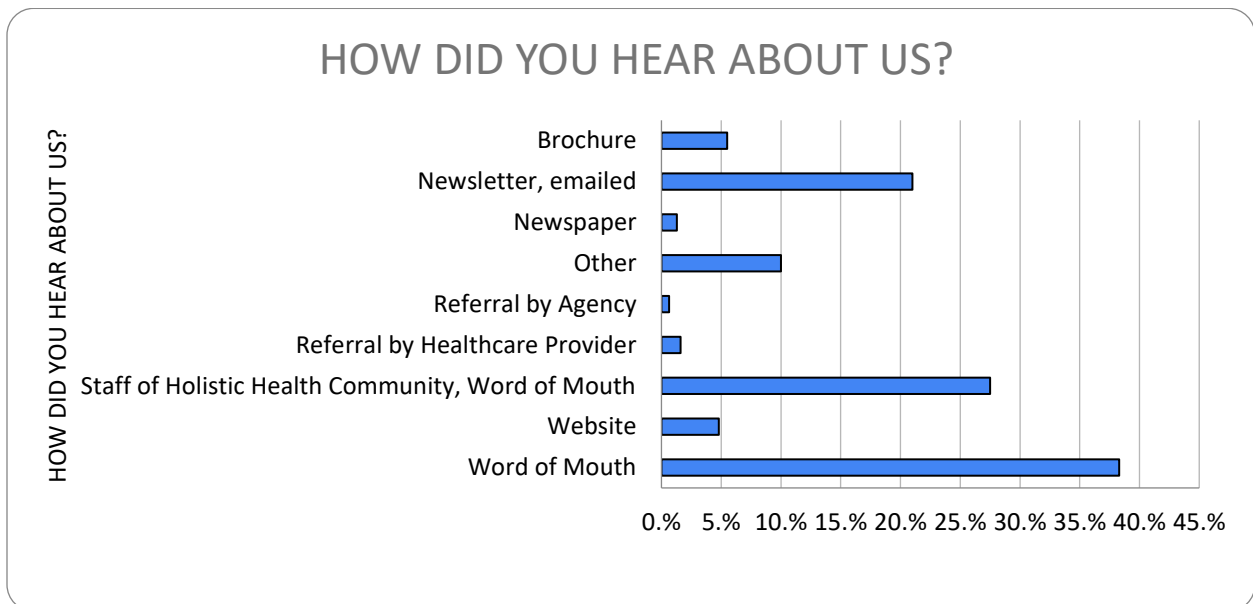
EMPLOYMENT		
101	Retired	32.70%
59	Not Employed	19.10%
148	Employed / Self Employed	48%



2021 STATISTICS



HOW DID YOU HEAR ABOUT US?		
17	Brochure	5.50%
66	Newsletter, emailed	21%
4	Newspaper	1.29%
33	Other	10.8%
2	Referral by Agency	0.64%
5	Referral by Healthcare Provider	1.60%
85	Staff of Holistic Health Community, Word of Mouth	27.50%
15	Website	4.80%
118	Word of Mouth	38.30%



2021 STATISTICS



Yearly Comparisons

HEALTHCARE DAY - CLIENT ATTENDANCE BY YEAR														
Year	Jan	Feb	Mar	Apr	May	Jun	Jul	Aug	Sep	Oct	Nov	Dec	TOTALS	NOTES
2012			88	40			50		36	44	59	49	366	Insufficient data
2013	38	43		55	43	53	44	53	63	39	52		483	Insufficient data
2014			50			45	47							Insufficient data
2015													542	Insufficient data
2016														Insufficient data
2017	cancel	38	35	47	46	35	60	37	74	44	39	45	500	*Sep 19/45 - Sep 23-29
2018	cancel	47	41	41	30	45	35	41	49	48	35	35	447	May-tornado, July-heavy storm, Nov-2 days before Thanksgiving
2019	43	42	48	76	65	56	49	57	43	41	53	cancel	573	April-49 + Apr film-27
2020	47	43	72	85	74	61	50	48	54	58	62	60	714	March starts Online Healthcare Week/Covid-19 Virus
2021	63	55	53	58	50	40	68	53	61	81	53	34	669	Totals = Day + Virtual Week

2021 STATISTICS



YEARLY COMPARISONS				
	2021	2020	2019	2018
Appointments/clients served	669	714	573	447
States	12	13	-	-
Towns/Cities	87	65	56	46
Counties	32	-	15	23
Practitioners	41	50	41	32
Modalities	45	-	-	-
Average age	59	57	52	46
GENDER	2021	2020	2019	2018
Male	7.70%	3.60%	19.00%	23.00%
Female	90.00%	38.50%	80.00%	74.00%
LGBTQ	0.60%	1.30%	0.00%	1.00%
HEALTHCARE	2021	2020	2019	2018
No Health Coverage	8.00%	3.00%	14.00%	9.00%
Medicaid	21.00%	12.00%	12.00%	32.00%
Medicare	36.00%	14.00%	32.00%	23.00%
Affordable Health Care	13.00%	4.00%	9.00%	9.00%
Employer/Self Paid	17.00%	8.00%	19.00%	25.00%
EMPLOYMENT	2021	2020	2019	2018
Employed/Self Employed	48.00%	23.00%	58.00%	66.00%
Not Employed	19.00%	9.70%	19.00%	18.00%
Retired	32.00%	11.00%	19.00%	16.00%
HOUSEHOLDS	2021	2020	2019	2018
No Children	92.00%	21.00%	43.00%	
1 person	52.00%	21.00%	43.00%	45.00%
2 people	36.00%	17.00%	34.00%	29.00%
3 people	4.00%	3.00%	4.00%	8.00%
4 people	2.00%	1.00%	2.00%	3.00%
5+ people	1.00%	0.43%	-	1.00%
HOW DID YOU HEAR ABOUT US?	2021	2020	2019	2018
Website	1.20%	1.30%	8.00%	4.00%

2021 STATISTICS



Brochure	5.00%	1.00%	8.00%	3.00%
Newspaper	1.00%	0.14%	4.00%	5.00%
HHC Staff	27.00%	7.00%	12.00%	13.00%
Word of Mouth	38.00%	20.00%	62.00%	64.00%
Referral by Agency	0.64	0.43%	1.00%	1.00%
Referral by Healthcare Provider	1.60%	0.43%	6.00%	1.50%
Newsletter/Email	21.00%	6.00%	-	-
Other	10.00%	8.00%	15.00%	16.00%